

## ARTIS 3 TRIO TILT

SNOOT MULTI-AXIS TILT  
DOWNLIGHT LUMINAIRE



- Compatible with MR16, Coin, 35 and 50 series LED modules
- Colour temperature options: 2700K, 3000K, 3500K, 4000K, 5000K, tuneWHITE™, WARM DIM, flexiK
- Colour rendering index: 85 or 95
- Up to 50,000 hours L80 lamp life with LM80 tested LED chip packages
- Beam pattern options: 10°, 15°, 20°, 35°, 60° (depending on LED module)
- Luminous flux: 930lm to 4800lm (depending on LED module)
- Supplied with phase/0-10V/DALI dimmable LED driver
- 105mm X 304.5mm cutout
- +/-30° multi-axis tilt
- ATePS™ Automated Thermal Protection System
- ComfyEYE, reduced flicker percentage
- X-BEAM, maximising light output ratio with converging optical lens
- Interchangeable LED module system
- Optional linear spread lens, colour, light effect filters and honeycomb anti-glare louvre



The information above is at nominal values accuracy of +/-7%.

### FIXTURE COLOUR OPTIONS



Matt White

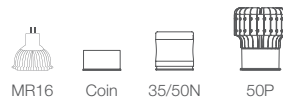


Matt Black

tuneWHITE™ and flexiK are recommended to pair with Soft Lens for better colour mixing effect.

### AVAILABLE OPTIONS

#### LED MODULE



MR16

Coin

35/50N

50P

#### TEMPERATURE



ProART



tuneWHITE™



WARM DIM



flexiK

#### DRIVER



(PH)



(AN)



(DA)

#### ACCESSORIES



Honeycomb Anti-Glare Louvre



Soft Lens

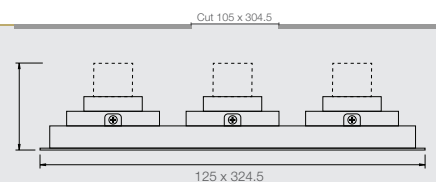


Linear Spread Lens

### DIMENSIONS (MM)

\*Displayed height measurements are for highest point of tilting.

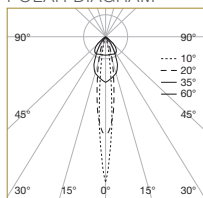
Coin	: 48.6
35N	: 72
50N	: 98
50C/P	: 102
100C/P	: 115
MR16	: 67.5



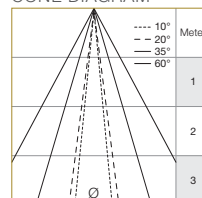
# ARTIS 3 SQUARE

### 50 PRO

POLAR DIAGRAM



CONE DIAGRAM



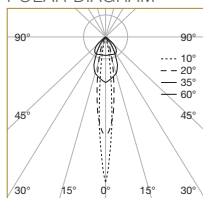
Ø = DIAMETER

	E <sub>max</sub> (lx)			
	10°	20°	35°	60°
E (0°)	10290	9460	3998	1385
Cone DØ (m)	0.19	0.26	0.58	1.09
E (0°)	2573	2365	1000	346
Cone DØ (m)	0.38	0.51	1.17	2.17
E (0°)	1143	1051	444	154
Cone DØ (m)	0.57	0.77	1.75	3.26

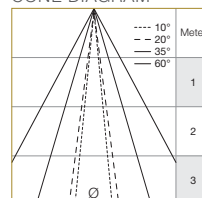
Correction Factor : 50C - f = 0.75  
50N - f = 0.59  
35N - f = 0.44  
Coin - f = 0.34

### 50 NEST WARM DIM

POLAR DIAGRAM



CONE DIAGRAM



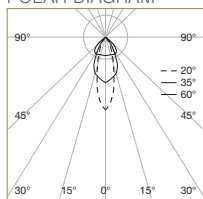
Ø = DIAMETER

	E <sub>max</sub> (lx)			
	10°	20°	35°	60°
E (0°)	4389	2465	1449	502
Cone DØ (m)	0.19	0.35	0.58	1.09
E (0°)	1097	616	362	126
Cone DØ (m)	0.37	0.69	1.17	2.17
E (0°)	488	274	161	56
Cone DØ (m)	0.56	1.04	1.75	3.26

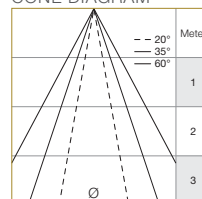
Correction Factor : 35N - f = 0.74  
Coin - f = 0.84

### 50 PRO WARM DIM

POLAR DIAGRAM



CONE DIAGRAM

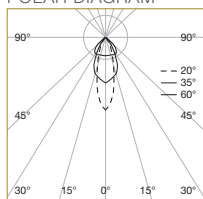


Ø = DIAMETER

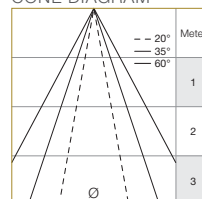
	E <sub>max</sub> (lx)		
	20°	35°	60°
E (0°)	4887	2874	995
Cone DØ (m)	0.35	0.58	1.09
E (0°)	1221.75	718.5	248.75
Cone DØ (m)	0.70	1.16	2.18
E (0°)	543	319	111
Cone DØ (m)	1.05	1.74	3.27

### 50 PRO tuneWHITE™

POLAR DIAGRAM



CONE DIAGRAM



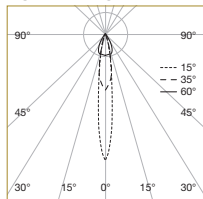
Ø = DIAMETER

	E <sub>max</sub> (lx)		
	20°	35°	60°
E (0°)	4249	2499	866
Cone DØ (m)	0.35	0.58	1.09
E (0°)	1062	625	216
Cone DØ (m)	0.69	1.17	2.17
E (0°)	472	278	96
Cone DØ (m)	1.04	1.75	3.26

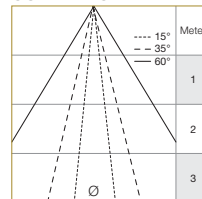
Correction Factor : 50N - f = 0.6  
Coin - f = 0.37

### 50 NEST ND+

POLAR DIAGRAM



CONE DIAGRAM



Ø = DIAMETER

	E <sub>max</sub> (lx)		
	15°	35°	60°
E (0°)	7613	3395	779
Cone DØ (m)	0.21	0.47	1.09
E (0°)	1903	849	195
Cone DØ (m)	0.42	0.94	2.17
E (0°)	846	377	87
Cone DØ (m)	0.63	1.41	3.26

# ARTIS 3 SQUARE

## ORDERING MATRIX CHART

Coin / 35Nest / 35ND+ / 50Nest / 50ND+ / 50Classic / 50Pro



FIXTURE						SINGLE CCT LED MODULE				DRIVER
Type	Head	Shape	Angle	Colour	Accessories	LED Power	Beam Angle	Colour Temp	CRI	Dimming
<b>ARTIS-3</b>										
<b>U</b>	UNO	<b>SQ</b> Square	<b>TL</b> Tilt	<b>WH</b> Matt White	None	<b>COIN</b> 4.5W	<b>10</b> 10°	<b>27</b> 2700K	Standard	<b>ND</b> Non-Dim
<b>D</b>	DUO			<b>MB</b> Matt Black	<b>AGL</b> Anti-Glare Louvre	<b>35N</b> 6W	<b>20</b> 20°	<b>30</b> 3000K	<b>PA</b> ProART	<b>PH</b> Phase
<b>T</b>	TRIO				<b>SL</b> Soft Lens	<b>50N</b> 7.5W	<b>35</b> 35°	<b>35</b> 3500K		<b>AN</b> 0-10V
					<b>LSL</b> Linear Spread Lens	<b>50C</b> 10W	<b>60</b> 60°	<b>40</b> 4000K		<b>DA</b> DALI
						<b>50P</b> 13W		<b>50</b> 5000K		
						<b>35N</b> 5W	<b>15</b> 15°	<b>27</b> 2700K	<b>PA</b> ProART	<b>ND+<sup>PRO</sup></b> Non-Dim
						<b>50N</b> 8.7W	<b>20</b> 20°	<b>30</b> 3000K		
							<b>35</b> 35°	<b>35</b> 3500K		
							<b>60</b> 60°			
WARM DIM LED MODULE										DRIVER
						<b>COIN</b> 4.5W	<b>10</b> 10°	<b>WD</b> WARM DIM	<b>PA</b> ProART	<b>PH</b> Phase
						<b>35N</b> 6W	<b>20</b> 20°			<b>AN</b> 0-10V
						<b>50N</b> 7.5W	<b>35</b> 35°			<b>DA</b> DALI
						<b>50P</b> 13W	<b>60</b> 60°			
<i>*10° Beam angle option is only available with Coin, 35N and 50N WARM DIM LED Modules.</i>										
tuneWHITE™ LED MODULE										DRIVER
						<b>COIN</b> 4.5W	<b>20</b> 20°	<b>TW18</b> tuneWHITE™ 1800K-4000K	<b>PA</b> ProART	<b>DA</b> DALI
						<b>50N</b> 7.5W	<b>35</b> 35°	<b>TW27</b> tuneWHITE™ 2700K-6500K		
						<b>50P</b> 13W	<b>60</b> 60°			
flexiK LED MODULE										DRIVER
						<b>COIN</b> 4.5W	<b>20</b> 20°	<b>FK##</b> flexiK	<b>PA</b> ProART	<b>PH</b> Phase
						<b>50N</b> 7.5W	<b>35</b> 35°			<b>AN</b> 0-10V
						<b>50P</b> 13W	<b>60</b> 60°			<b>DA</b> DALI

example: ARTIS-3.U.X.SQ.TL.WH.SL.50N.35.30.DA  
 \*Custom RAL colour options available.

## denotes the first two digits of preferred CCT ranging from 1800K to 6500K by increment of 100K